

Technical instructions

CARDIP® peelable paint and PPS

50 Series BaseCoats

Department Sales / PSA
Phone +49 7066 - 96 59 - 400
E-Mail sales@cardip.com

For professional application only.






Always consult the Technical Data Sheets (TDS) for full details.

Warranty Registration Required: After application, the installer must register the product to activate the standard or extended warranty. Registration is only valid when completed by an official CARDIP installer. www.cardip.com/warranty



Datasheets
cardip.com/datasheets

Preparation 1

- ✓ Clean vehicle thoroughly.
- ⊘ Avoid silicone-based cleaners, waxes, or water-based degreasers.
-  Final cleaning with degreaser.
-  Dry completely (especially crevices).
-  Disassemble large components if possible for better reach and finish.
-  Masking: Standard masking; ensure gaps between parts to avoid bonding (min. 1 mm).
-  Tip: Use fine line tape for clean edges in interior areas (e.g. 3M 471).

Coating Structure 2

Layer 1–4:

CARDIP 50 Series BaseCoat (clear base for all builds)

- Apply 4+ wet coats with 50% overlap (120–160 µm dry thickness).
- Allow flash-off between layers and dry thoroughly before next steps.

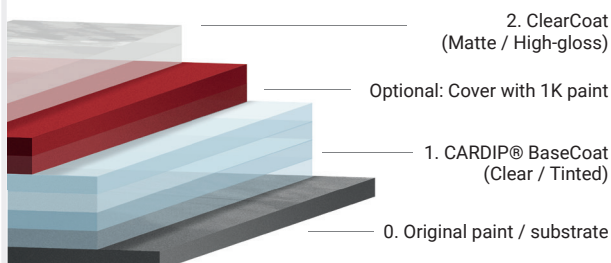
Then, choose one:

Option A – Clear Paint Protection (PPS)

- Apply 2+ layers of CARDIP- or approved clear coat.

Option B – Colored Peelable Paint

- Apply 1K automotive color paint (water- or solventbased).
- Then 2+ layers of CARDIP- or approved clear coat.



Application Tips & Finishing 3

-  Use appropriate spray gun setup (see TDS).
-  Spray booth: 20° - 25° C / 68° - 77° F
-  Flash-off & drying: See TDS for specifics.
-  Remove masking tape carefully.
-  Reassemble parts without overtightening.
-  Pad contact/friction points with fleece or tape.
-  For best results: sand/polish clearcoat if needed.

Care Instructions (First 7 days) 4

- ⊘ No car wash or pressure washing
- ⊘ No waxing or sealing products
- ⊘ Avoid prolonged exposure to rain or dirt
- ⊘ Do not cover with foil or car covers
-  Gentle hand washing only if absolutely necessary
-  Remove bird droppings and insects immediately with clean water and a soft cloth
-  Park in shade if possible
-  Treat the coating like a freshly painted surface – it needs time to fully cure.